

Reading Activities (Day 3)

Name: _____

Name each letter, then make each letter's sound.

A	W	M	P	S	L	O	B	K	X	N	C	H	D	I
T	V	F	J	Q	R	U	Y	E	Z	G	a	n	u	e
w	f	h	c	y	m	z	b	k	x	j	d	g	q	t
s	o	v	p	i	r	l								

Have your child select a book. Have him/her identify the front cover, back cover, title and title page before you read it. Read the story and have your child identify the characters and the setting (place). Check each item your child can correctly identify.

Front cover		Title page	
Back cover		Character	
Title		Setting	

Draw your favorite part of the story on the back of the paper.

For additional activities, go to www.starfall.com. Please sign below and return within the next 10 days.

Math Activities (Day 3)


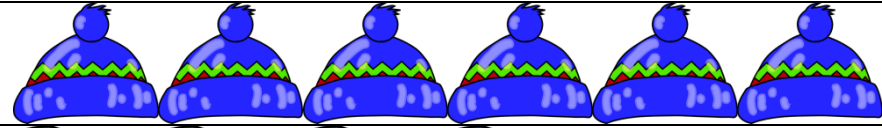

Name: _____

Name each number.

8	14	2	10	18	13	6
5	1	15	3	9	17	0
20	12	7	16	4	11	19

- Have your child count as far as he/she can—and count by 10' s to 100.

Count the pictures in each box and write the number.

Use the back of the paper to write from 1-10.

Please sign and return within the next 10 days.

Social Studies Activities (Day 3)

Name: _____

Rules are important because they help us stay safe and make things fair for everybody. Think of the rules you have at home and at school. Draw a picture of one rule that keeps you safe at home and one rule that keeps you safe at school.

Home	School

Have your child recite the Pledge of Allegiance.

Please sign and return this page within the next 10 days.